



Deer License Drawing Alternatives

2017 Unique Firearm Deer Applicants



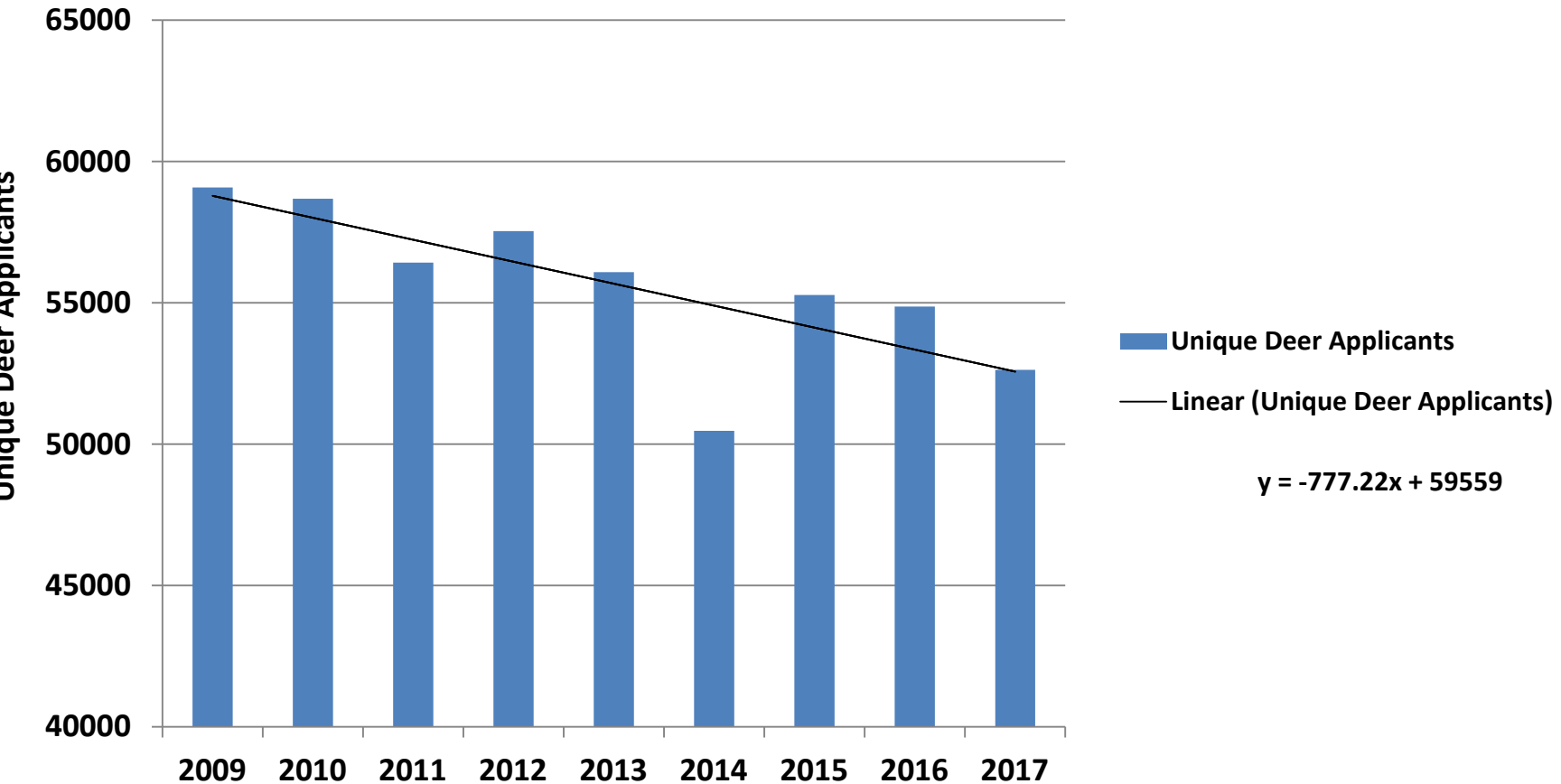
Total Number of Applications	2017 Unique Firearm Deer Applicants
1	35,140
2	11,561
3	3,861
4	1,427
5	476
6	148
7	20
Total Unique	52,633

2009 - 2017 Unique Firearm Deer Applicants



- If this trend continues and if model projections are correct
 - 2038 (20 years) projected to be approximately 44,000 deer applicants.
 - In 50 years, that number is projected to drop below 21,000 deer applicants.
 - Supply is not meeting demand, thus demand is decreasing.

Unique Firearm Deer Applicants (ERD, WRD, BHD, CSP, MZD, RFD)

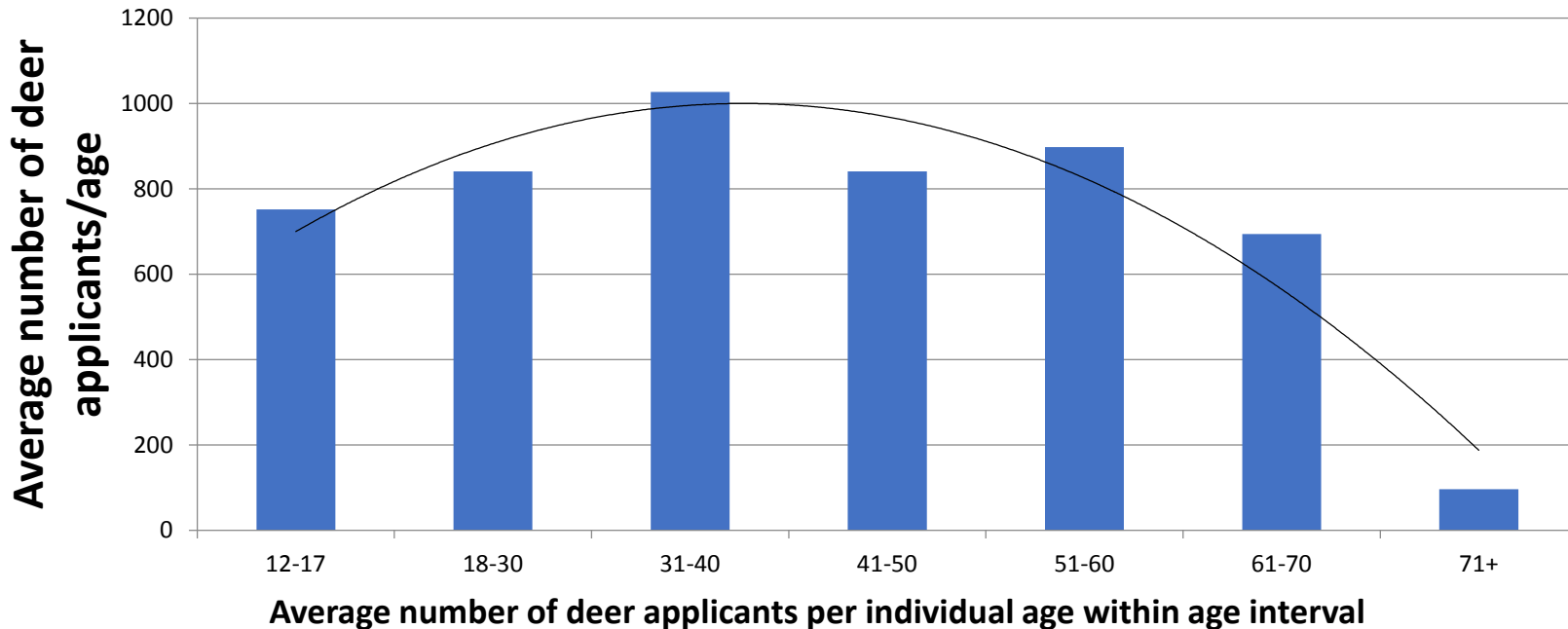


2017 Unique Firearm Deer Applicants Age



Age Brackets	Years within each Age Bracket	Average Number of Applicants per Age	Number of Applicants within Age bracket
12-17	6	752	4511
18-30	13	841	10931
31-40	10	1027	10268
41-50	10	841	8411
51-60	10	898	8981
61-70	10	694	6941
71+	27	96	2589
Total Applicants			52632

Average number of deer applicants per individual age within age interval

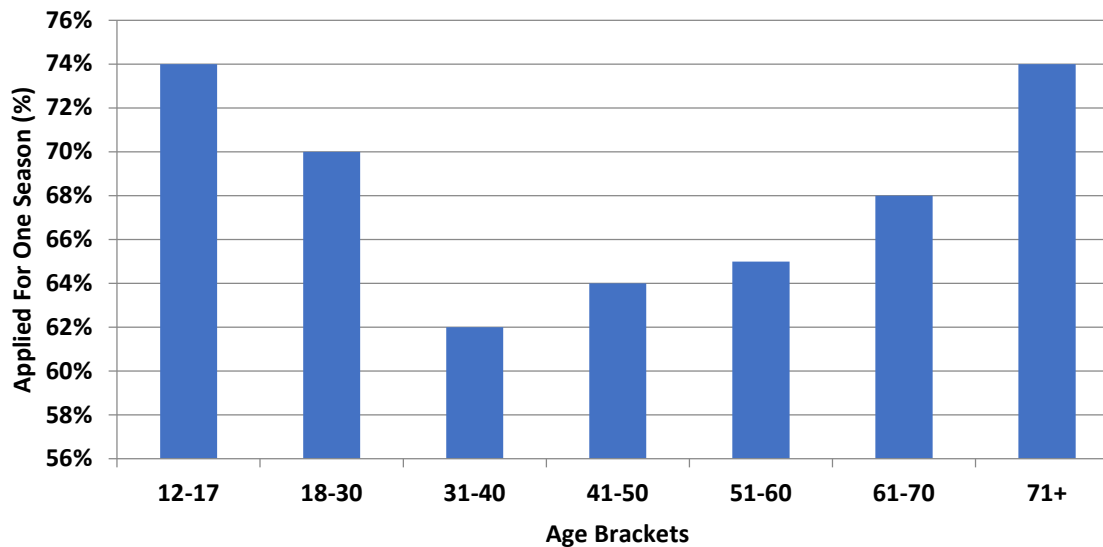


2017 Unique Firearm Deer Applicants Who Applied for One Season



Age Brackets	Applied for One Season (%)	Number of Applicants within Age bracket
12-17	74%	4511
18-30	70%	10931
31-40	62%	10268
41-50	64%	8411
51-60	65%	8981
61-70	68%	6941
71+	74%	2589
	Total Unique	52632

One Season Applicants



2017 Application Success



	2017 Application Success	2017 Overall Success
ERD/ESD	18955	59%
WRD/WSD	11346	56%
BHD	3999	30%
MZD	1000	13%
RFD	158	14%
CUD	64	3%
	35522	46%

2017 Firearm Application Success (ERD, WRD, BHD, MZD, CSP, RFD)

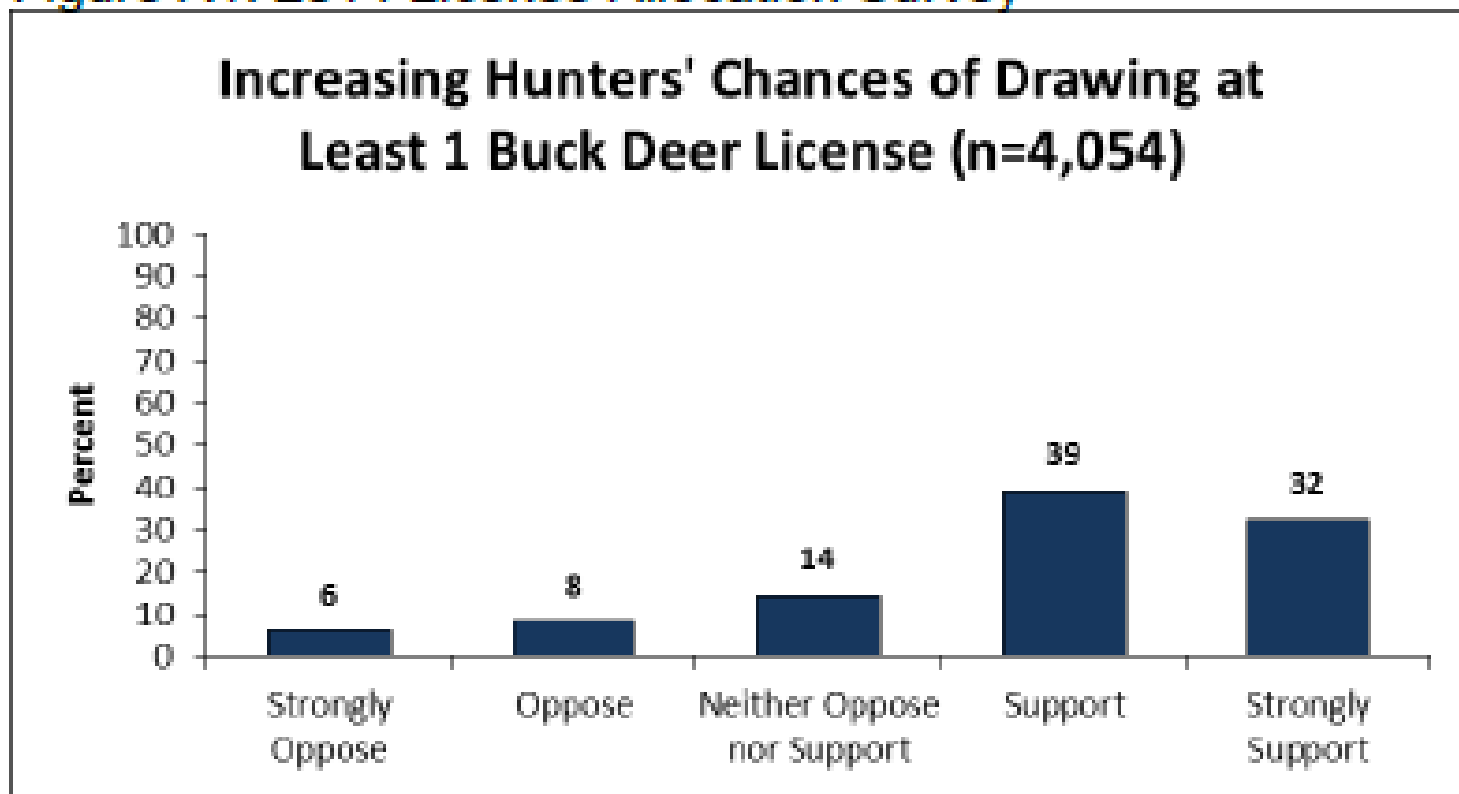


Number of Applications	Number of Unique Applicants	Successful Applicants (drew at least one first choice license)
1	35140	56%
2	11561	69%
3+	5932	79%

Background Information



Figure A1. 2014 License Allocation Survey



Background Information



- During the development of the statewide deer management plan several social management considerations were identified through stakeholder group meetings and public comments to the deer plan.
- One area which received considerable attention from the public was deer license allocation.
- **The Commission work group tasked the Department to evaluate potential alternatives to the current license allocation process that would potentially increase the number of hunters who draw their preferred deer license.**

Background Information



- Department staff developed numerous alternatives to the current license allocation process
- This was done through a 30-member internal deer license allocation work group.
 - The list of alternatives was narrowed down to four and presented to the deer management stakeholder group in December
- The list of alternatives was then narrowed down to the three.
- Focus Group Public Involvement Meetings and Presentation Video

Public Involvement



- Qualitative Design
 - Target population: deer applicants 18 years and older
 - Drawn from 2017 licensing data
- Focus Groups
 - Pierre, Philip, Yankton, Sioux Falls, Watertown, Aberdeen, Belle Fourche, Rapid City, and Mitchell
- Online Video & Questionnaire
 - Website – month of June
- Self-selected samples
 - Not Designed for generalizability



Focus Groups

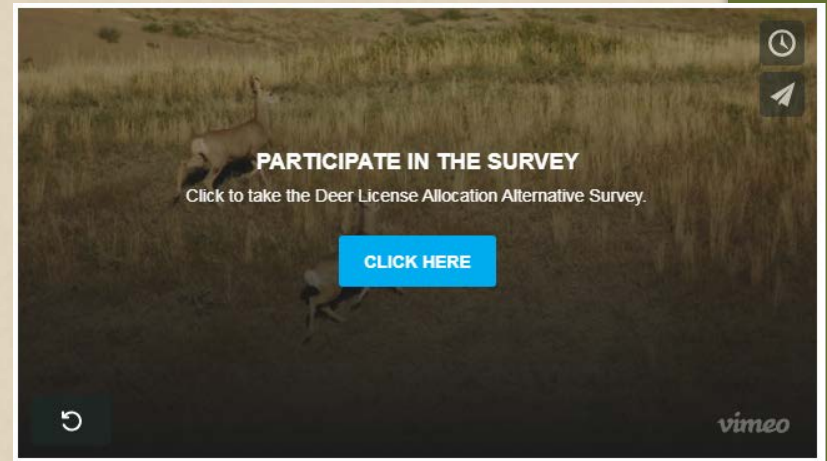
- ~780 deer hunters interested
 - Self-selected sample
- Invited 45 hunters per location
 - Averaged 25 attendees/location
 - Random draw of interested hunters
- Purpose of focus groups
 - 2-way discussion; Group interaction
 - Used to help identify attitudes and reactions toward potential alternatives;
- Objectives:
 - Provide draw statistics and info
 - Discuss potential alternatives
 - Receive feedback on alternatives
 - Mock application



Online Video & Questionnaire



- Additional opportunity for feedback
- Video of focus group presentation
- Objectives:
 - Provide draw statistics and info
 - Explain potential alternatives
 - Receive feedback on alternatives
- No opportunity for 2-way discussion or group interaction
- Over 600 hunters accessed the video and filled out the survey

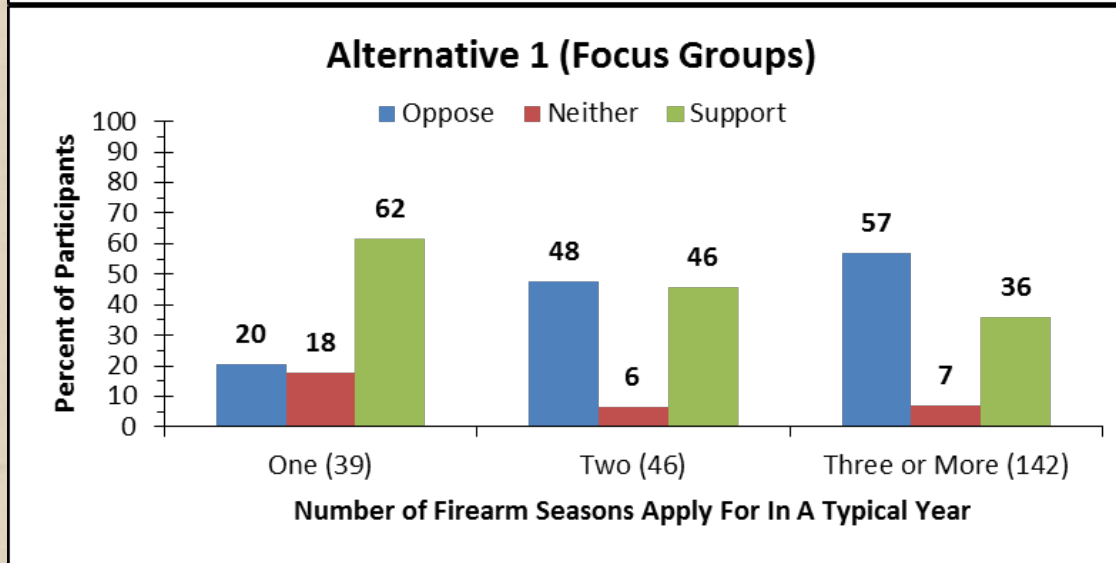
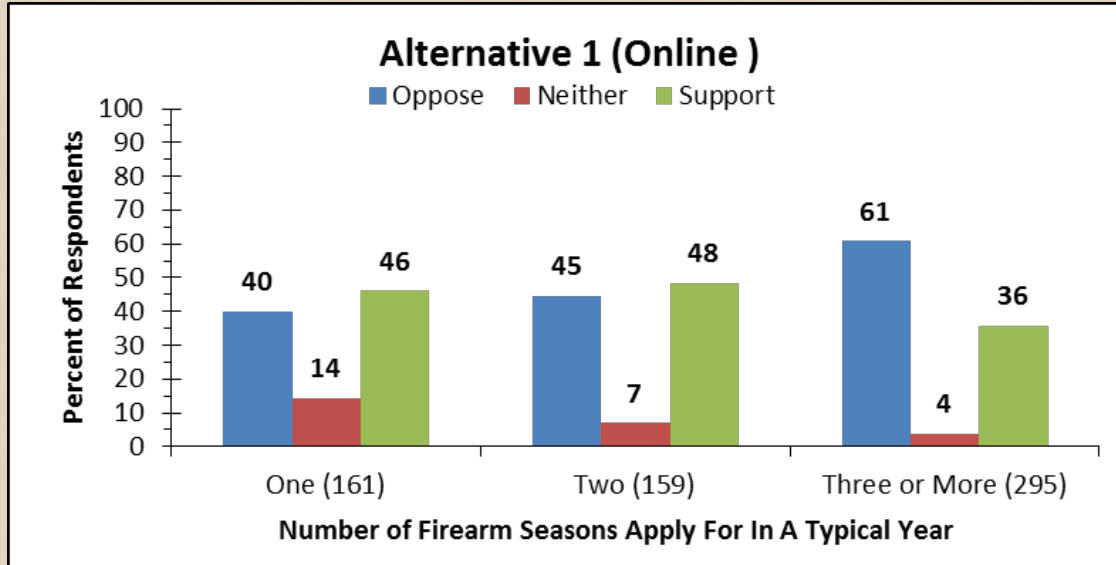


Participation

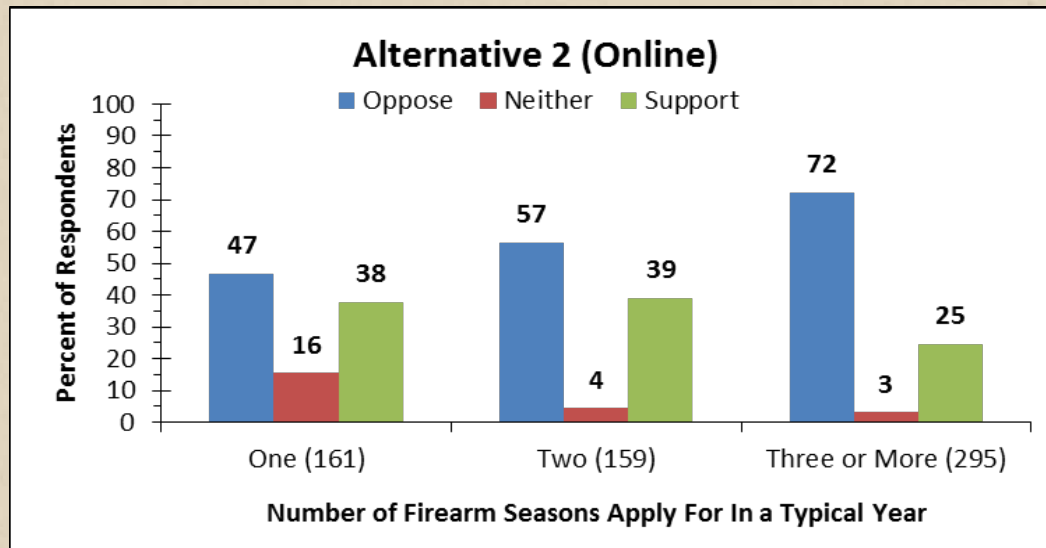
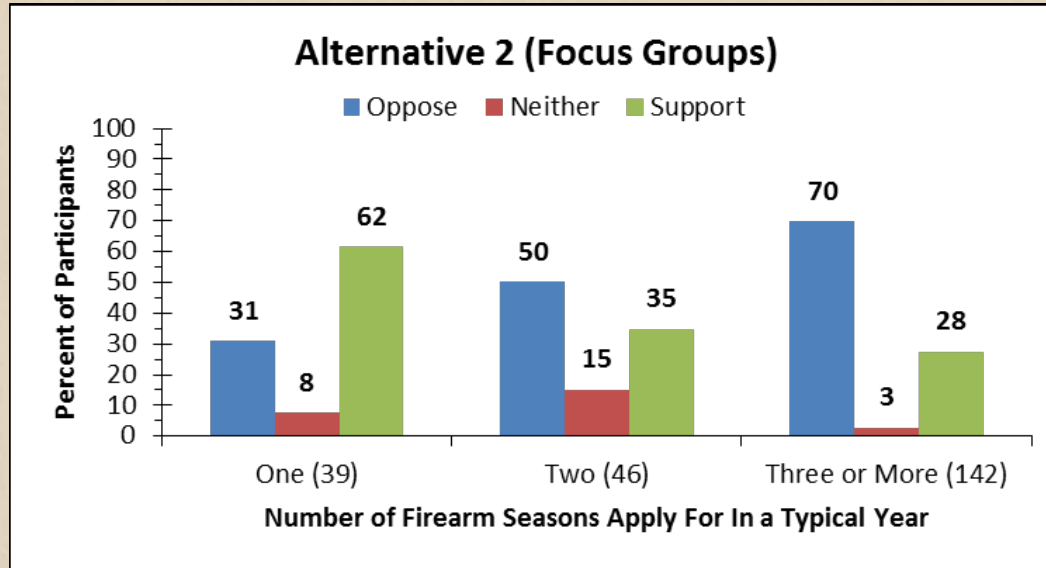


- Focus Groups- 227 participants
 - 17% typically applied for one license
 - 20% typically applied for two licenses
 - 63% typically applied for three or more licenses
- Online Survey- 616 participants
 - 26% typically applied for one license
 - 26% typically applied for two licenses
 - 48% typically applied for three or more licenses
- 2017 Unique Deer Applicants (n = 52,633)
 - 67% typically applied for one license
 - 22% typically applied for two licenses
 - 11% typically applied for three or more licenses

Results – Alternative 1



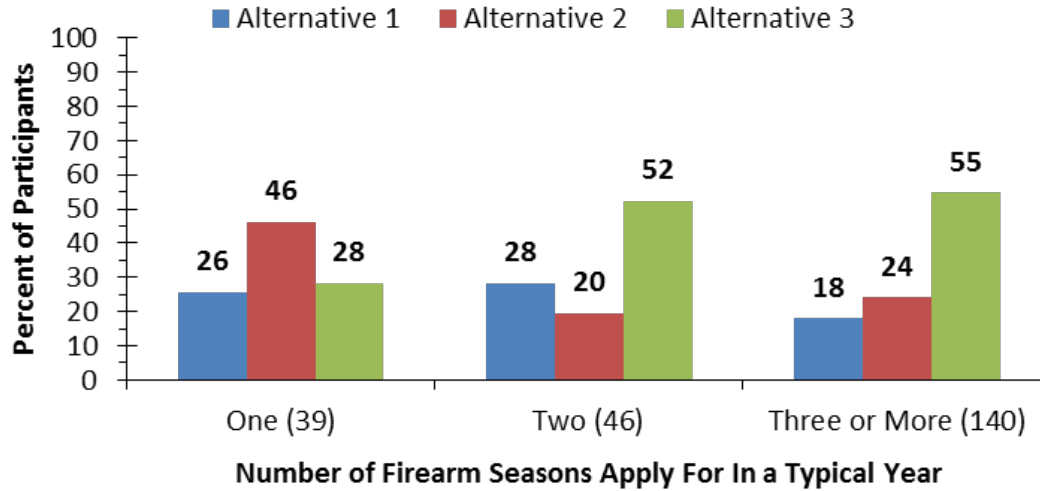
Results – Alternative 2



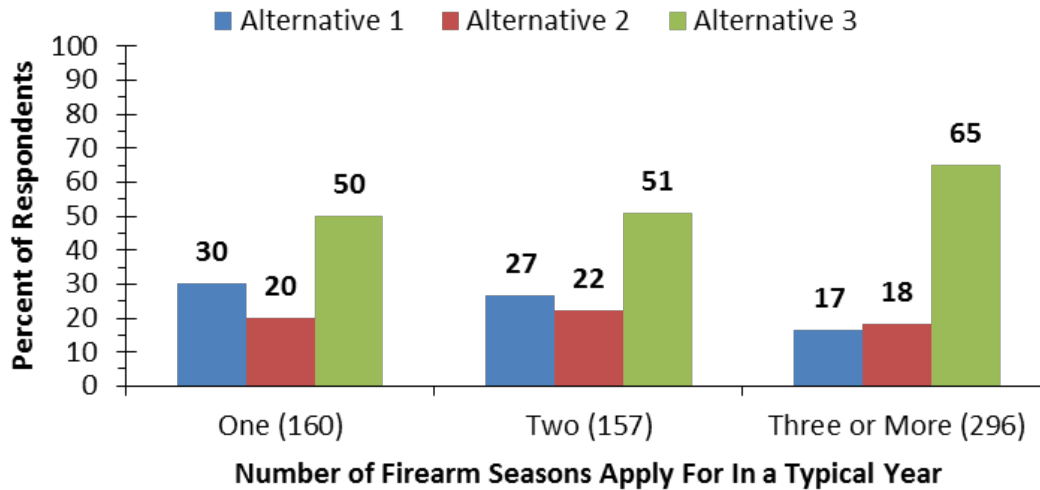
Results – Most Preferred



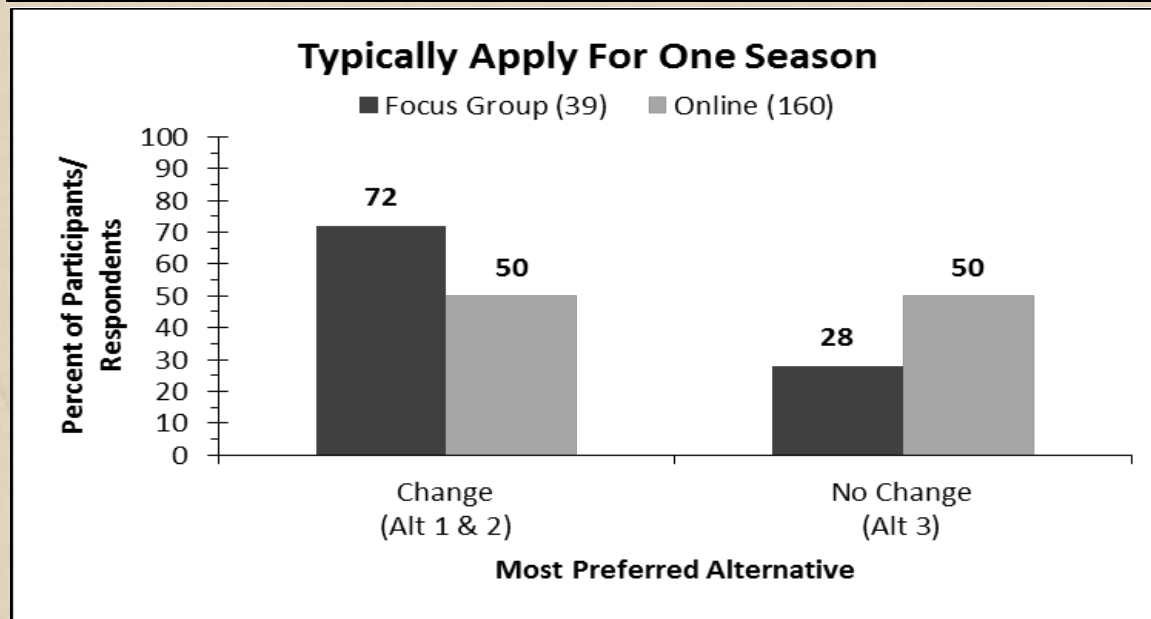
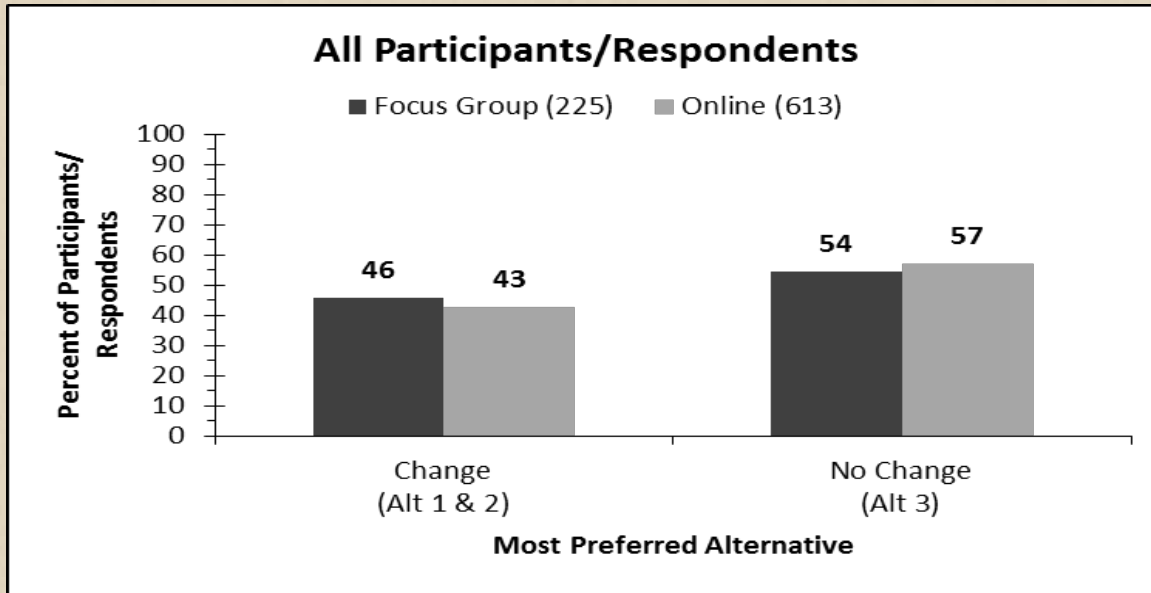
Most Preferred Alternative (Focus Groups)



Most Preferred Alternative (Online)



Results - Summary



Focus Group Mock Applications (n=223)



- Alternative #1

Alternative #1 (ERD, WRD, BHD)		
Season	Preferred Choice	Percent
BHD	37	16%
ERD	84	37%
WRD	105	46%

- Alternative #2

Alternative #2 (ERD, WRD, BHD, MZD, RFD, CSP)		
Season	Preferred Choice	Percent
BHD	31	14%
CUD	12	5%
ERD	74	33%
MZD	21	9%
RFD	3	1%
WRD	82	37%

Draw Projections- Alternative #1



Residents Only- Alternative 1		Mock Applications (Preferred Choice)	Projected Applicants	2017 Applicants	2017 Successful Applicants	2017 Overall Success	Projected Success
	2017 Applicants: One Season						
ERD/ESD	21916	6391	28307	32053	18955	59%	67%
WRD/WSD	8616	7989	16605	20422	11346	56%	68%
BHD	4331	2815	7146	13339	3999	30%	56%
	34863	17196	52059	65814	34300	52%	66%

- In 2017, 17,196 Residents applied for two or more first draw licenses that included some combination of ERD, WRD, BHD.
- Approximately 13,750 names would be taken out of the first draw with Alternative #1

Draw Projections- Alternative #2



Residents Only- Alternative 2		Mock Applications (Preferred Choice)	Projected Applicants	2017 Applicants	2017 Successful Applicants	2017 Overall Success	Projected Success
	2017 Applicants: One Season						
ERD/ESD	21916	5719	27635	32053	18955	59%	69%
WRD/WSD	8616	6338	14954	20422	11346	56%	76%
BHD	4331	2396	6727	13339	3999	30%	59%
MZD	400	1623	2023	7847	1000	13%	49%
RFD	38	232	270	1139	158	14%	59%
CUD	39	927	966	2391	64	3%	7%
	35340	17235	52575	77191	35522	46%	68%

- In 2017, 17,235 residents applied for two or more first draw licenses that included some combination of ERD, WRD, BHD, CSP, MZD, RFD
- Approximately 24,600 names would be taken out of the first draw with Alternative #2

Commission Proposal



- **Department Recommendation: Alternative two**

Alternative # 2



- Drawings for the East River, West River, Black Hills, National Wildlife Refuge, Custer State Park, and Muzzleloader deer seasons would be at the same time and applicants would have to choose between one of the six seasons as their first and second choice in the first draw.
- There would be a total of four lottery draws:
 - **First Draw**
 - Residents would have the opportunity to apply for a 1st and 2nd choice across the combination of the 6 seasons (East River Deer, West River Deer, Black Hills Deer, National Wildlife Refuge Deer, Custer State Park Deer1, and Muzzleloader Deer).
 - Non-Residents would have the opportunity to apply for a 1st and 2nd choice of available non-resident licenses across the combination of West River Deer, Black Hills Deer, National Wildlife Refuge Deer (8% of the resident allocation), and Muzzleloader "antlerless whitetail" Deer only.
 - One license in the first draw period.

Alternative # 2



- **Second Draw** – Only individuals who did not receive a 1st draw license would be eligible to apply for a license in the 2nd draw period. Residents would have the opportunity to apply for a 1st and 2nd choice across the combination of the 6 seasons (East River Deer, West River Deer, Black Hills Deer, National Wildlife Refuge Deer, Custer State Park Deer, and Muzzleloader Deer).
- Non-Residents would have the opportunity to apply for a 1st and 2nd choice of available non-resident licenses across the combination of West River Deer, Black Hills Deer, National Wildlife Refuge Deer (8% of the resident allocation), and Muzzleloader "antlerless whitetail" Deer only.
- **Third Draw** – Residents (including residents successful in the 1st or 2nd draw periods) would have the opportunity to apply for a 1st and 2nd choice across the combination of the 6 seasons (East River Deer, West River Deer, Black Hills Deer, National Wildlife Refuge Deer, Custer State Park Deer, and Muzzleloader Deer).
- Non-Residents (including those successful in the 1st or 2nd draw periods) would have the opportunity to apply for 1st and 2nd choice of available non-resident licenses across the combination of West River Deer, Black Hills Deer, National Wildlife Refuge Deer (8% of the resident allocation), and Muzzleloader "antlerless whitetail" Deer only.

Alternative # 2



- **Fourth Draw** – Licenses remaining in the 4th draw period would be pooled and made available to both residents and non-residents across the combination of the 6 seasons (East River Deer, West River Deer, Black Hills Deer, National Wildlife Refuge Deer, Custer State Park Deer, and Muzzleloader "antlerless whitetail" Deer).
- Hunters would have the opportunity to pick up an additional 3 licenses.
- **Leftovers** – After the 4th draw period remaining licenses would be issued first-come, first-served. Licenses would be available to residents and non-residents whether or not they already have a license. An individual may have an unlimited number of deer licenses for the 6 seasons and units or combination of the 6 seasons and units.

Additional Information: Alternatives #2



- Preference point system would remain in place and you would not lose current accumulated points.
- Landowner preference would remain unchanged.
 - Landowners would not be able to use landowner preference in more than one season (Ex: couldn't use landowner preference for both WRD and ERD).
- No changes would be made to Archery or Youth Deer application process.
- Individuals who received a Special Buck license would not be eligible to apply until the third draw period.
 - All drawings including Special Buck would occur at the same time
- Group applications would still be an available option.
- Nonresident license allocation would remain the same and be set at 8% of the available resident licenses for West River deer, Black Hills and National Wildlife Refuge.
- Applicants can only apply for one season as a first choice.
- Only one season's preference points can be used in the first draw.
- If a person is unsuccessful in the first draw, they likely will not be able to draw a "hard to draw" license in the second or third draw.
- Deer application deadlines will change.

Summary



- Public Involvement continues to be a very high priority for the Department
- No changes would occur until the 2019 deer season
- Encourage folks to get engaged and reach out to the Department
- We strongly encourage all deer hunters to continue checking the Departments website, social media pages and targeted emails for updates on all deer relate issues/recommendations.
- Open and transparent public process

Questions?

