



2020

FINANCIAL INFORMATION


WHERE THE MONEY GOES

WILDLIFE BUDGET | \$58,526,327



- 31% Habitat and Access | \$18,431,207
- 24% Law Enforcement and Administration | \$13,881,908
- 19% Wildlife Management | \$10,994,421
- 15% Fish Management | \$8,556,395
- 7% Support Services | \$4,100,000
- 4% Capitol Development | \$2,562,500

PARKS AND RECREATION BUDGET | \$40,685,182



- 67% Maintenance and Operations | \$27,399,011
- 20% Preventative Maintenance | \$8,053,820
- 5% Waterbased Development | \$2,204,000
- 4% New Development | \$1,642,000
- 3% Snowmobile Trails | \$1,386,351

2020

FINANCIAL INFORMATION

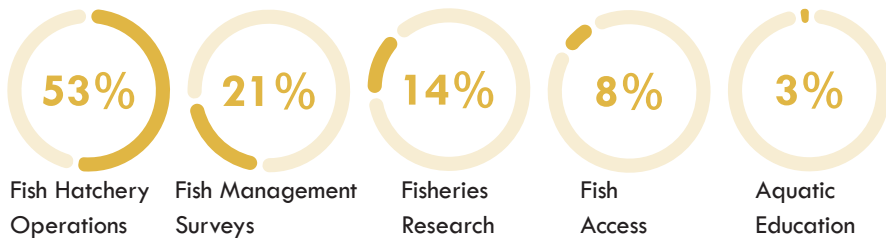
WHERE THE MONEY COMES FROM

WILDLIFE REVENUE | \$56,530,762

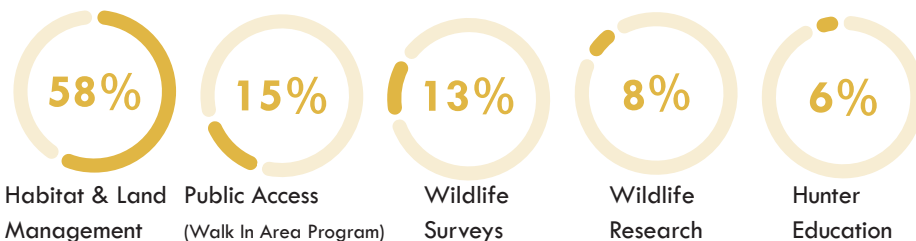


Federal Aid (\$21,000,000) | Nonresident Licenses (\$17,621,050) | Resident Licenses (\$11,204,712)
Misc. Revenue and County ADC Funding (\$6,705,000)


Dingell Johnson | \$3,165,237.72



Pittman Robertson | \$14,570,276.12



PARKS AND RECREATION REVENUE | \$40,301,109



Park Entrance Licenses and Camping Fees (\$17,524,000) | Dedicated Taxes and Licenses (\$6,995,000) | Federal Funds (\$6,102,898)
General Funds (\$5,455,796) | Misc. (\$3,450,000) | Snowmobile Trails, Licenses, Taxes and Fees (\$773,415)