



PHEASANT HARVEST SUMMARY

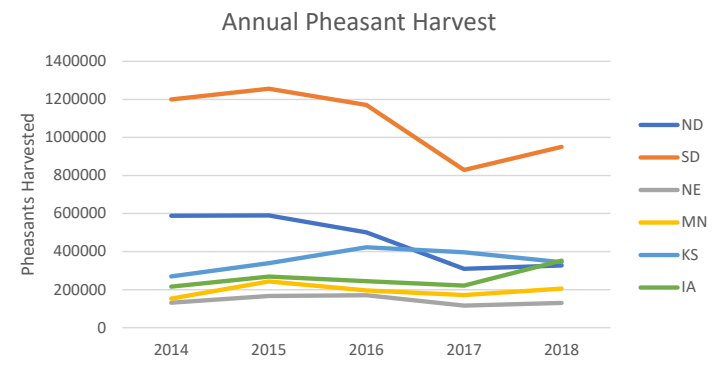
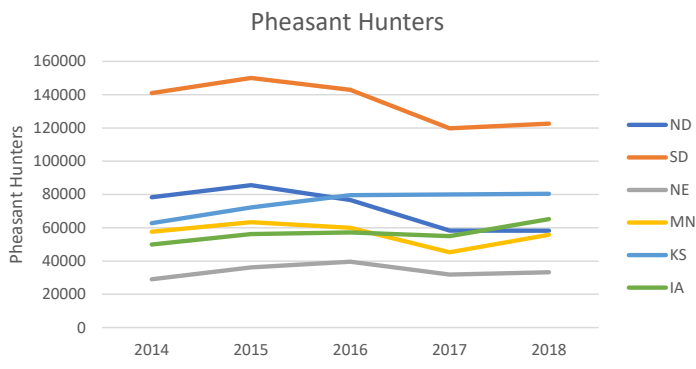
When understanding pheasant harvest across the midwest, there are three important factors to consider. The number of hunters, total birds harvested and birds per hunter combine to paint the picture of overall pheasant harvest and success.

TOTAL PHEASANT HUNTERS

Each year, tens of thousands of pheasant hunters take to the field across the midwest chasing the wily rooster. Each year, South Dakota leads the pack with the most hunters in the field, often doubling the number of hunters in surrounding states.

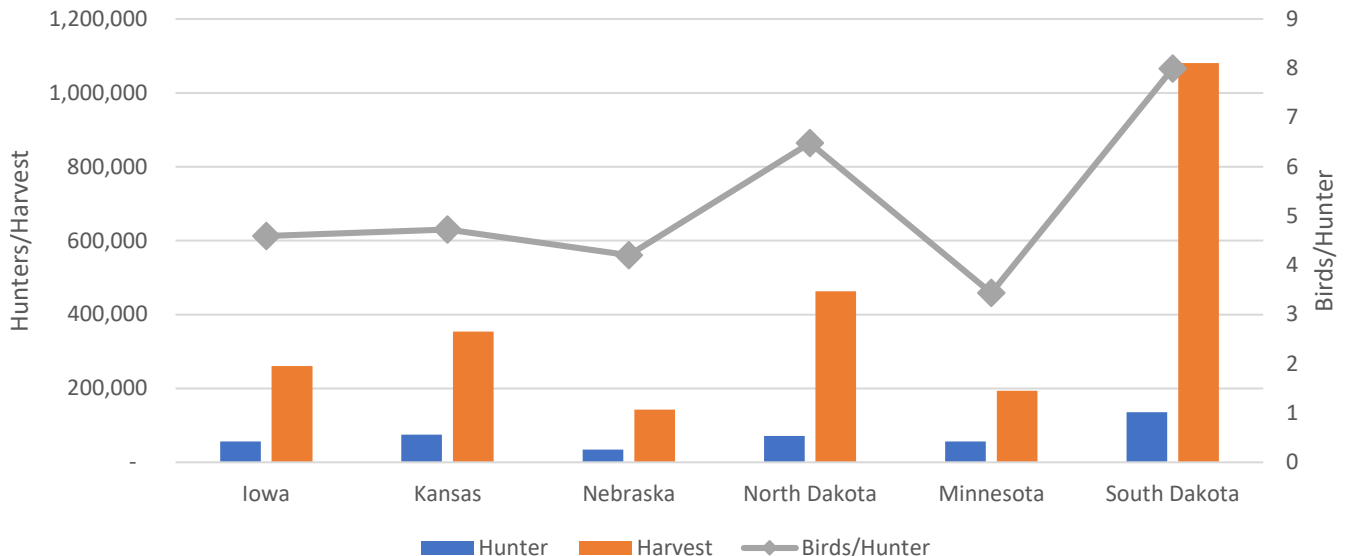
TOTAL PHEASANT HARVEST

Pheasant populations, weather and hunting conditions can result in a significant variance of pheasant harvest year to year. Considering these factors, it is important to view pheasant harvest across multiple years. While many surrounding states hover between 150,000-500,000 birds harvested annually, South Dakota averaged over 1 million birds harvested between 2014-2018. This is more than double and even triple what surrounding states offer.



While many states average roughly 3.5 to 5.0 birds per hunter, South Dakota continues to soar above the rest. Between 2014-2018, South Dakota averaged 7.99 birds per hunter, more than 7 roosters in the bag for anyone setting foot in the greatest pheasant hunting state in the union.

Pheasant Harvest
2014-2018 Average



SOUTH DAKOTA HAS THE MOST BIRDS, MOST OPPORTUNITY AND MOST SUCCESSFUL HUNTERS!