

How to Be an Identifier in iNaturalist

#SDintheField BioBlitz June 13-28th, 2020



1. **Download the iNaturalist mobile app, OR visit the iNaturalist website (inaturalist.org). Identifications are much easier to make on the website.**

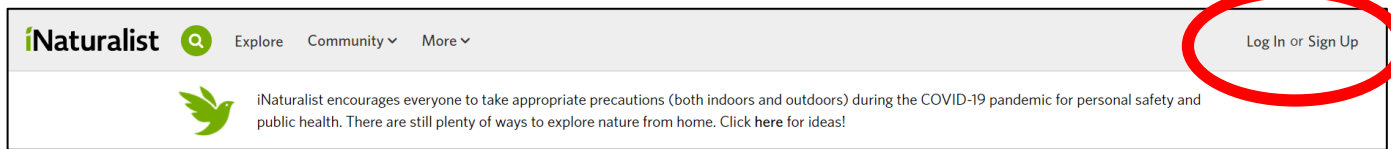


Scan this code with your iPhone or Android device to download the iNaturalist app

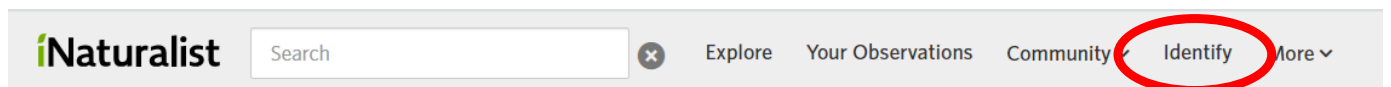


2. How to make an Identification

Before you can make an identification, you will need to sign up to create an account, or sign into your existing account



Once logged in, select "identify"



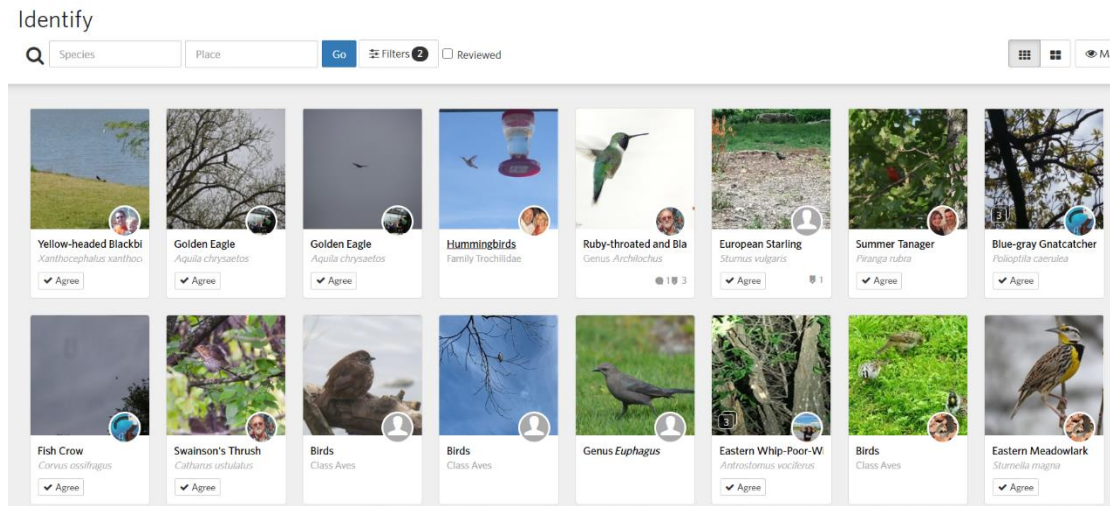
Select "Filters" then "More Filters" and enter #SDintheField under "Project"

The screenshot shows the iNaturalist search filters interface. At the top, there are search fields for 'Species' and 'Place', a 'Go' button, and a 'Filters' button with a notification icon (1), all of which are circled in red. Below these are several filter panels: 'Quality Grade' (with 'Needs ID' checked), 'Categories' (with various icons), 'Date Observed' (with 'Any' selected), 'Photo Licensing' (with 'All' selected), 'Reviewed' (with 'No' selected), and 'Date Added' (with 'Any' selected). A 'More Filters' link is circled in red. In the 'Project' section, the filter '#SDintheField' is selected and circled in red. At the bottom, the 'Update Search' button is circled in red, and the 'Reset Search Filters' button is visible next to it. A black arrow points from the 'Update Search' button to the '#SDintheField' filter.

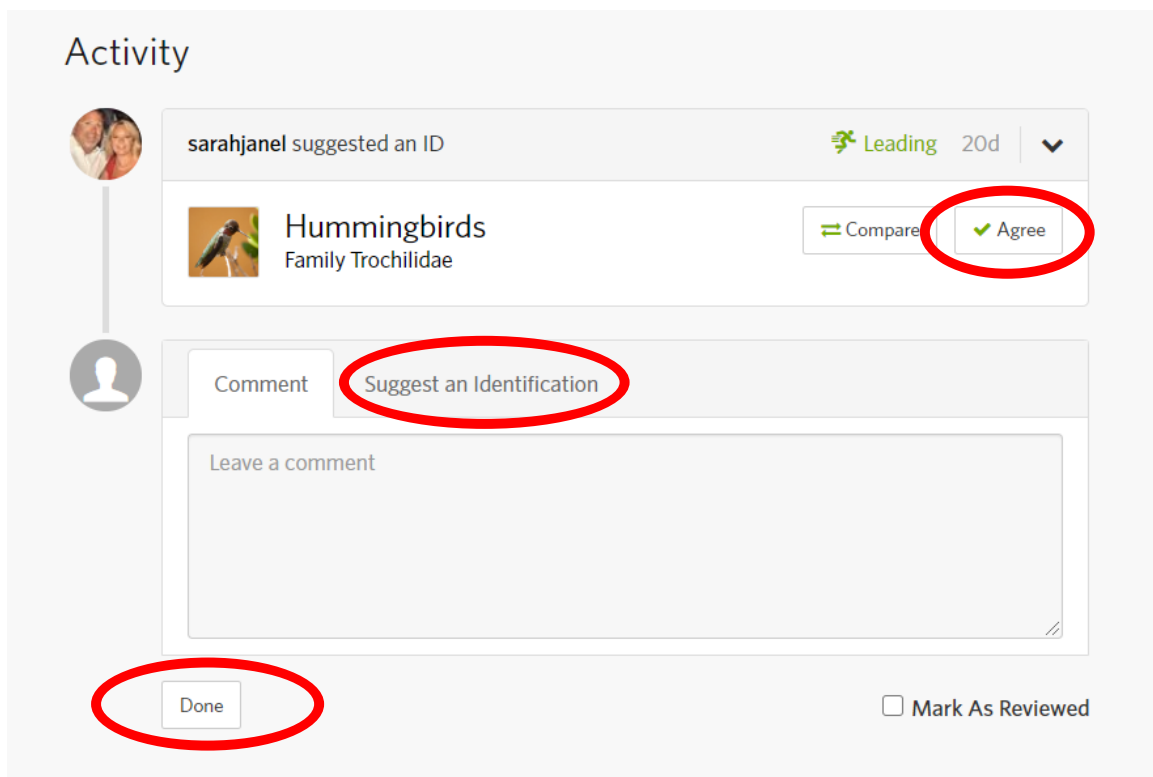
From here you can add any additional filters you would like, including a category filter that lets you narrow down your search to your area of expertise.

Once you have all the filters applied you want, select "update search".

Now you will see a narrowed down search of all the observations that need identification. Select an image to get more information on the observation.



Below the picture you will see all activity that has happened on this observation. You can agree with past identifications and suggest an identification if you disagree, or if the observation doesn't have any identifications yet. Select Done when you're completed, and you can move on to the next observation.



If you have any questions please email Kelly.Ford@state.sd.us or Katie.Schlafke@state.sd.us