

# **LIGHT GOOSE CONSERVATION ORDER**

Information provided in this section pertains only to the Spring Light Goose Conservation Order in South Dakota. The previous section reported only on the regular season.

The 2024 Light Goose Conservation Order covered 19 February - 15 May statewide. The daily bag and possession limits were unlimited. To hunt light geese, residents were required to hold a small game, 1-day small game, adult or senior combination, or youth small game license plus a migratory bird certification. Nonresidents were required to obtain a nonresident Spring Light Goose or a nonresident Youth Spring Light Goose license. Hunters were not required to possess a federal waterfowl stamp to participate in the conservation order.

Harvest surveys were sent to both resident and nonresident hunters. In 2024, there were a projected 7,902 license holders who hunted at least one day for light geese during the conservation order dates (3,673 residents, 4,229 nonresidents). From the survey responses, there were a projected total of 228,546 light geese harvested.

Of those that reported hunting the Conservation Order during the previous five years, 9% of residents and 49% of nonresidents reported using a professional guide during the most recent season they hunted.

The average days hunted projected to a total of 42,717 recreation days for the conservation order. Hunters in Brown, Beadle, Clark, Edmunds, and Kingsbury counties had the highest reported harvest, accounting for 47% of the total estimate.

## Comparison of the 2015 - 2024 Conservation Order light goose statistics

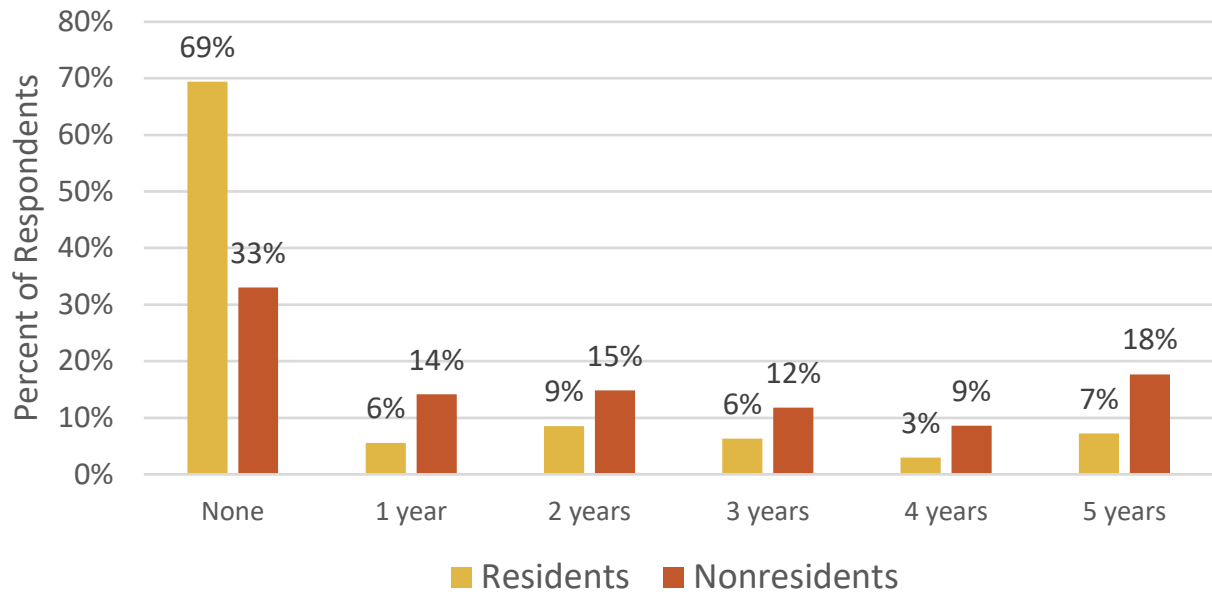
<b>Year</b>	<b>Residents</b>			<b>Nonresidents</b>		
	<b>Number Hunters</b>	<b>Harvest</b>	<b>Total Days Hunted</b>	<b>Number Hunters</b>	<b>Harvest</b>	<b>Total Days Hunted</b>
2015	2,147	53,046	12,402	4,277	112,285	16,569
2016	1,866	36,572	9,485	3,843	89,627	15,076
2017	2,672	56,683	16,068	4,448	124,777	17,559
2018	2,736	51,260	14,029	4,643	114,819	18,548
2019	1,413	31,475	6,976	2,700	49,219	9,490
2020	2,078	31,164	11,197	2,830	65,682	11,498
2021	1,755	32,553	9,144	4,446	95,776	17,870
2022	2,101	51,071	10,856	4,329	118,576	17,610
2023	3,537	61,751	14,497	3,688	102,820	13,856
2024	3,673	106,853	24,316	4,229	121,692	18,401

## **SPRING LIGHT GOOSE HARVEST FOR 2024**

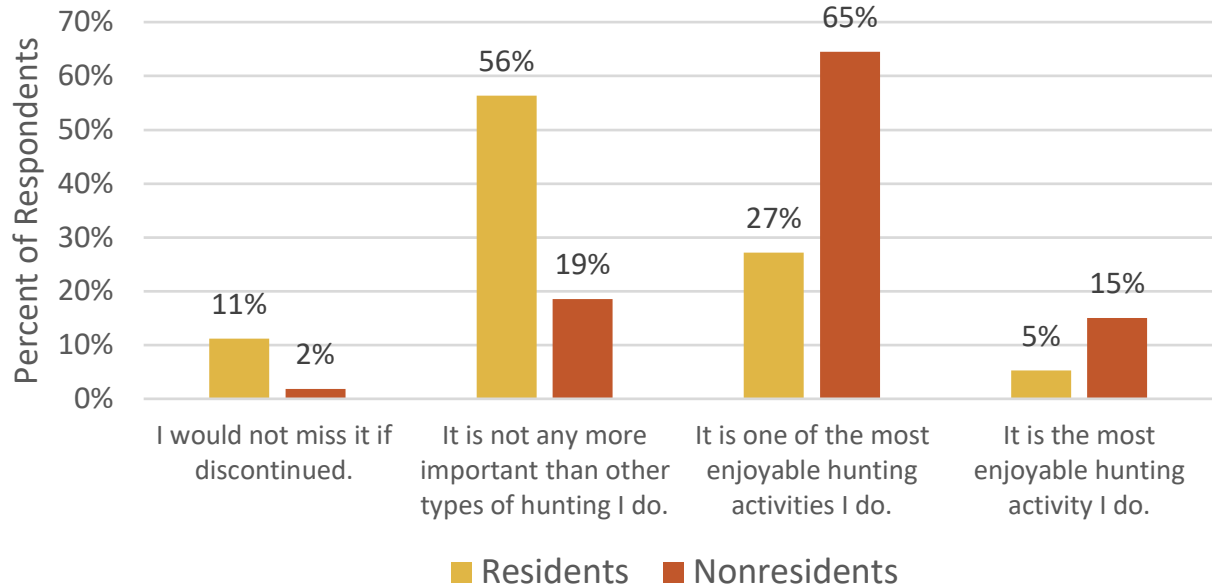
Last Revised: 28 Aug 2024

	Resident	Nonresident
<b>CONSERVATION ORDER LIGHT GOOSE Licenses Sold *3*</b>	24,327	4,364
<b>Projected ACTIVE CONS ORDER LIGHT GOOSE HUNTERS</b>	<b>3,673</b>	<b>4,229</b>
Number Sampled for Survey	7,969	3,726
Number Responded to Survey	2,179	1,196
Responded and Participated in Season	<b>329</b>	<b>1,159</b>
Responded but DID NOT HUNT	1,850	37
<b>Survey Response Rate</b>	<b>27.3%</b>	<b>32.1%</b>
<b>TOTAL LIGHT GOOSE HARVEST CONSERVATION ORDER = 228,546</b>		
<b>Late Season (Conservation Order) 2/19 - 3/10 Period:</b>		
No. Hunters Reporting Light Goose Days	228	443
Total Reported Light Goose Hunted Days	983	1,581
<b>Average Days Hunted Light Geese</b>	<b>4.31</b>	<b>3.57</b>
Total Reported Light Geese Bagged	3,591	8,177
<b>Average Light Goose Bag for Season</b>	<b>15.75</b>	<b>18.46</b>
<b>Projected Days Light Goose Hunting</b>	<b>10,975</b>	<b>5,769</b>
<b>Projected No. Light Goose Hunters</b>	<b>2,545</b>	<b>1,616</b>
<b>Projected Light Goose Bag</b>	<b>40,091</b>	<b>29,836</b>
<b>TOTAL LIGHT GEESE HARVESTED 2/19 - 3/10 = 69,927</b>		
<b>Late Season (Conservation Order) 3/11 - 5/15 Period:</b>		
No. Hunters Reporting Light Goose Days	220	855
Total Reported Light Goose Hunted Days	1,195	3,462
<b>Average Days Hunted Light Geese</b>	<b>5.43</b>	<b>4.05</b>
Total Reported Light Geese Bagged	5,980	25,174
<b>Average Light Goose Bag for Season</b>	<b>27.18</b>	<b>29.44</b>
<b>Projected Days Light Goose Hunting</b>	<b>13,341</b>	<b>12,632</b>
<b>Projected No. Light Goose Hunters</b>	<b>2,456</b>	<b>3,120</b>
<b>Projected Light Goose Bag</b>	<b>66,762</b>	<b>91,856</b>
<b>TOTAL LIGHT GEESE HARVESTED 3/11 - 5/15 = 158,618</b>		
Reported Geese bagged over decoys	6,932	30,506
<b>Projected Geese bagged over decoys</b>	<b>77,391</b>	<b>111,311</b>
<b>Total bagged over decoys = 188,702</b>		
Reported Geese shot but not retrieved	305	773
<b>Projected Geese Shot but Not Retrieved</b>	<b>3,405</b>	<b>2,821</b>
<b>Total not retrieved = 6,226</b>		
*3* Numbers of resident licenses sold are based on the number of 2023 migratory bird certificates in the database purchased prior to May 1, 2024		

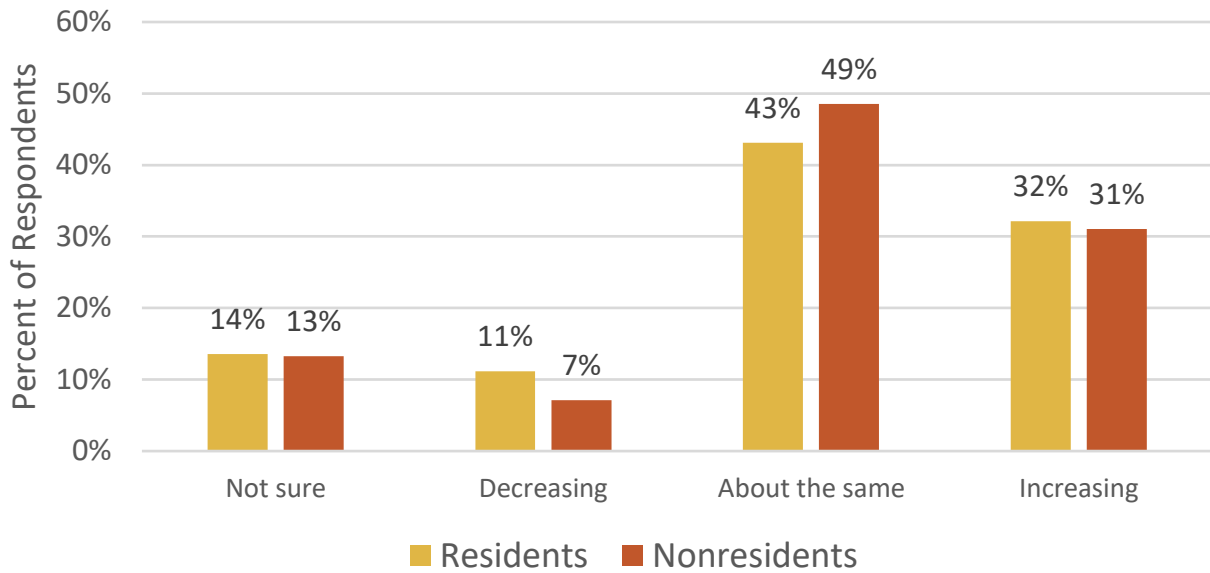
## Years Hunted of Previous Five



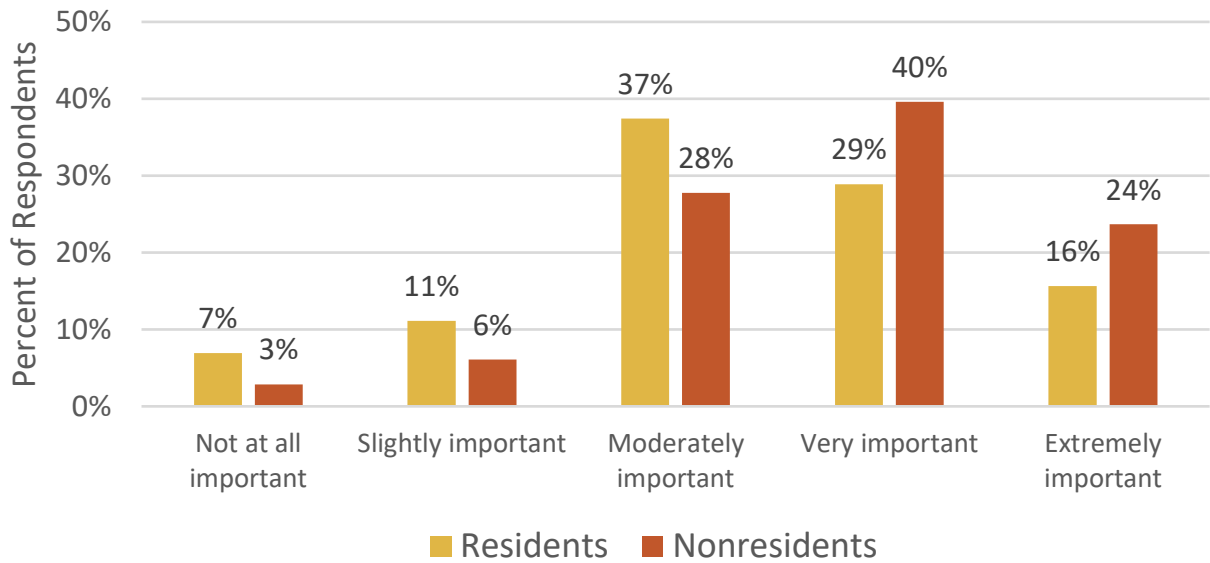
## Level of Enjoyment of Conservation Order



## Belief of Current Light Goose Population



## Importance of Population Control



## Effectiveness of Conservation Order

