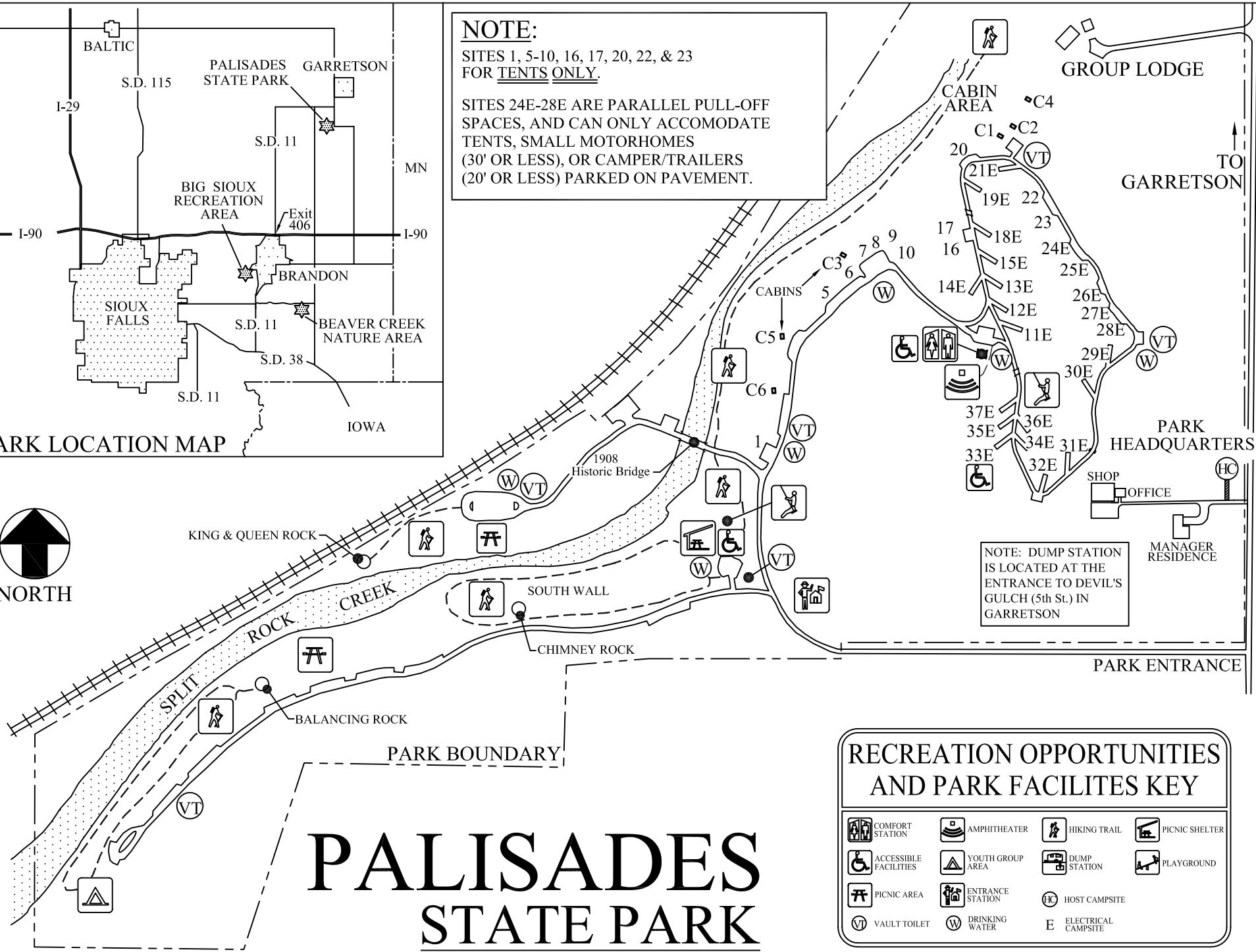
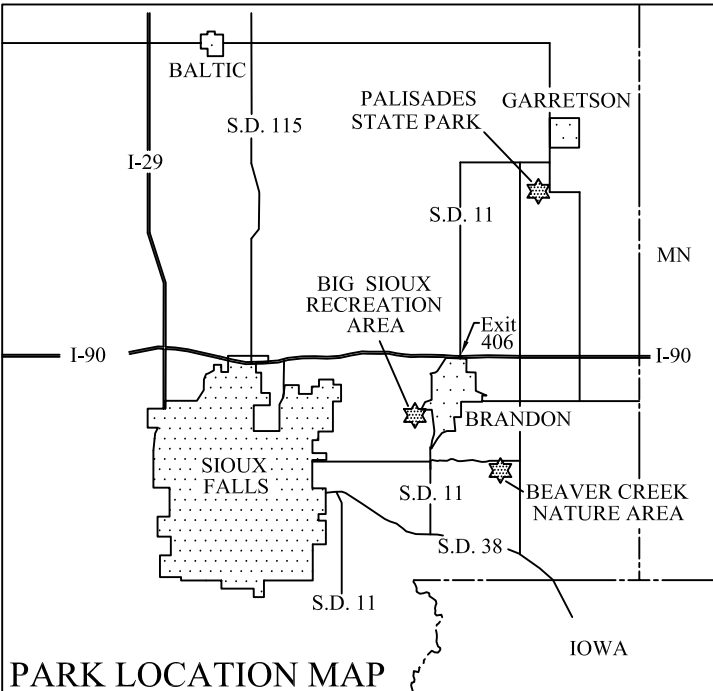


NOTE:

SITES 1, 5-10, 16, 17, 20, 22, & 23
FOR TENTS ONLY.

SITES 24E-28E ARE PARALLEL PULL-OFF
SPACES, AND CAN ONLY ACCOMODATE
TENTS, SMALL MOTORHOMES
(30' OR LESS), OR CAMPER/TRAILERS
(20' OR LESS) PARKED ON PAVEMENT.



NOTE: DUMP STATION
IS LOCATED AT THE
ENTRANCE TO DEVIL'S
GULCH (5th St.) IN
GARRETSON

PALISADES STATE PARK

RECREATION OPPORTUNITIES AND PARK FACILITIES KEY

	COMFORT STATION		AMPHITHEATER		HIKING TRAIL		PICNIC SHELTER
	ACCESSIBLE FACILITIES		YOUTH GROUP AREA		DUMP STATION		PLAYGROUND
	PICNIC AREA		ENTRANCE STATION		HOST CAMPSITE		E ELECTRICAL CAMPSITE
	VAULT TOILET		DRINKING WATER				

Map Legend

Below are the symbols found on the campground maps for the South Dakota state parks. Use this guide to identify the features found in each campground.



Accessible Facilities



Campground



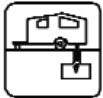
Group Camping Area



Entrance Station



Comfort Station



Dump Station



Fish Cleaning Station



Fish Cleaning Table



Telephone



Resort/
Concessionaire

E

Electrical Campsite

*

50 amp electrical campsite *all others 30 amp*

VT

Vault Toilet

W

Drinking Water

HC

Host Campsite (non-reservable)

VC

Volunteer Campsite (non-reservable)



Amphitheater



Archery Trail



Bicycle Trail



Cross-Country Ski Trail



Sledding Area



Disc Golf



Hiking Trail



Horse Trail/
Horse Camp



Swim Beach



Ski Beach



Boat Ramp



Canoeing



Accessible Fishing Dock



Playground



Picnic Area



Picnic Shelter

Double-up Sites

- If two camping units share a site, each unit must pay the daily camping fee. A camping unit is a vehicle, motor home, camping bus, pull-type camper, tent or any other device designed for sleeping. Additional tents for a family (parent or grandparents and their unmarried minor children) are considered a single camping unit.
- Double-up camping at Angostura, Lewis & Clark and Palisades is allowed only on designated sites indicated on the maps.
- Double-ups at other parks may or may not be available on certain campsites due to shorter pad lengths or closeness of proximity to other sites. For specific campsite information, visit www.CampSD.com or contact the park directly.